

--	--	--	--	--	--	--	--	--	--

**Third Semester B.E. Degree Examination, Dec.2013/Jan.2014**  
**Engineering Mathematics – III**

Time: 3 hrs.

Max. Marks:100

**Note: Answer FIVE full questions, selecting  
at least TWO questions from each part.**

**PART – A**

- 1 a. Find the Fourier series expansion of the function  $f(x) = |x|$  in  $(-\pi, \pi)$ , hence deduce that

$$\frac{\pi^2}{8} = \sum_{n=1}^{\infty} \frac{1}{(2n-1)^2}.$$

(06 Marks)

- b. Obtain the half-range cosine series for the function,  $f(x) = (x-1)^2$  in the interval  $0 \leq x \leq 1$  and hence show that  $\pi^2 = 8 \left\{ \frac{1}{1^2} + \frac{1}{3^2} + \frac{1}{5^2} + \dots \right\}$

(07 Marks)

- c. Compute the constant term and first two harmonics of the Fourier series of  $f(x)$  given by,

(07 Marks)

x	0	$\frac{\pi}{3}$	$\frac{2\pi}{3}$	$\pi$	$\frac{4\pi}{3}$	$\frac{5\pi}{3}$	$2\pi$
f(x)	1.0	1.4	1.9	1.7	1.5	1.2	1.0

- 2 a. Obtain the Fourier cosine transform of  $f(x) = \frac{1}{1+x^2}$ .

(06 Marks)

- b. Find the Fourier transform of  $f(x) = \begin{cases} 1-x^2 & \text{for } |x| \leq 1 \\ 0 & \text{for } |x| > 1 \end{cases}$  and evaluate  $\int_0^{\infty} \frac{x \cos x - \sin x}{x^3} dx$ .

(07 Marks)

- c. Find the inverse Fourier sine transform of  $\frac{s}{1+s^2}$ .

(07 Marks)

- 3 a. Obtain the various possible solutions of two dimensional Laplace's equation,  $u_{xx} + u_{yy} = 0$  by the method of separation of variables.

(07 Marks)

- b. Solve the one-dimensional wave equation,  $C^2 \frac{\partial^2 u}{\partial x^2} = \frac{\partial^2 u}{\partial t^2}$ ,  $0 < x < l$  under the following conditions (i)  $u(0, t) = u(l, t) = 0$  (ii)  $u(x, 0) = \frac{u_0 x}{l}$  where  $u_0$  is constant

(iii)  $\frac{\partial u}{\partial t}(x, 0) = 0$ .

(07 Marks)

- c. Obtain the D'Alembert's solution of the wave equation  $u_{tt} = C^2 u_{xx}$  subject to the conditions  $u(x, 0) = f(x)$  and  $\frac{\partial u}{\partial t}(x, 0) = 0$ .

(06 Marks)

- 4 a. Find the best values of a, b, c, if the equation  $y = a + bx + cx^2$  is to fit most closely to the following observations.

(07 Marks)

x	1	2	3	4	5
y	10	12	13	16	19

- b. Solve the following by graphical method to maximize  $z = 50x + 60y$  subject to the constraints,  $2x + 3y \leq 1500$ ,  $3x + 2y \leq 1500$ ,  $0 \leq x \leq 400$  and  $0 \leq y \leq 400$ .

(06 Marks)

- c. By using Simplex method, maximize  $P = 4x_1 - 2x_2 - x_3$  subject to the constraints,  $x_1 + x_2 + x_3 \leq 3$ ,  $2x_1 + 2x_2 + x_3 \leq 4$ ,  $x_1 - x_2 \leq 0$ ,  $x_1 \geq 0$  and  $x_2 \geq 0$ .

(07 Marks)

**PART – B**

- 5 a. Using Newton-Raphson method, find a real root of  $x \sin x + \cos x = 0$  nearer to  $\pi$ , carryout three iterations upto 4-decimals places. (07 Marks)
- b. Find the largest eigen value and the corresponding eigen vector of the matrix,

$$\begin{bmatrix} 2 & -1 & 0 \\ -1 & 2 & -1 \\ 0 & -1 & 2 \end{bmatrix}$$

By using the power method by taking the initial vector as  $[1 \ 1 \ 1]^T$  carryout 5-iterations. (07 Marks)

- c. Solve the following system of equations by Relaxation method:  
 $12x + y + z = 31$  ;  $2x + 8y - z = 24$  ;  $3x + 4y + 10z = 58$  (06 Marks)
- 6 a. A survey conducted in a slum locality reveals the following information as classified below,

Income per day in Rupees 'x'	Under 10	10 – 20	20 – 30	30 – 40	40 – 50
Numbers of persons 'y'	20	45	115	210	115

Estimate the probable number of persons in the income group 20 to 25. (07 Marks)

- b. Determine  $f(x)$  as a polynomials in  $x$  for the data given below by using the Newton's divided difference formula. (07 Marks)

x	2	4	5	6	8	10
f(x)	10	96	196	350	868	1746

- c. Evaluate  $\int_0^1 \frac{x}{1+x^2} dx$  by using Simpson's  $\left(\frac{1}{3}\right)^{rd}$  rule by taking 6 – equal strips and hence deduce an approximate value of  $\log_e 2$ . (06 Marks)
- 7 a. Solve the wave equation,  $\frac{\partial^2 u}{\partial t^2} = 4 \frac{\partial^2 u}{\partial x^2}$ , subject to  $u(0, t) = 0$ ,  $u(4, t) = 0$ ,  $u_t(x, 0) = 0$  and  $u(x, 0) = x(4 - x)$  by taking  $h=1$ ,  $K = 0.5$  upto 4-steps. (07 Marks)
- b. Solve numerically the equation  $\frac{\partial u}{\partial t} = \frac{\partial^2 u}{\partial x^2}$  subject to the conditions,  $u(0, t) = 0 = u(1, t)$ ,  $t \geq 0$  and  $u(x, 0) = \sin \pi x$ ,  $0 \leq x \leq 1$ , carryout the computation for two levels taking  $h = \frac{1}{3}$  and  $K = \frac{1}{36}$ . (07 Marks)
- c. Solve  $u_{xx} + u_{yy} = 0$  in the following square region with the boundary conditions as indicated in the Fig. Q7 (c). (06 Marks)

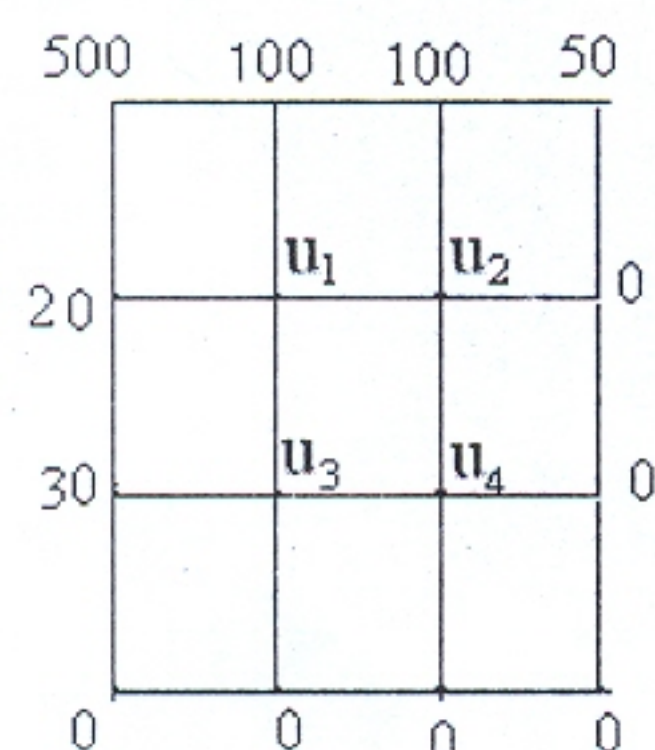


Fig. Q7 (c)

- 8 a. Find the z-transform of, (i)  $\sinh n\theta$  (ii)  $\cosh n\theta$  (iii)  $n^2$  (07 Marks)
- b. Find the inverse z-transform of,  $\frac{2z^2 + 3z}{(z+2)(z-4)}$ . (06 Marks)
- c. Solve the difference equation,  $y_{n+2} + 6y_{n+1} + 9y_n = 2^n$  with  $y_0 = y_1 = 0$  by using z-transform. (07 Marks)

\*\*\*\*\*

USN

1	K	S	1	1	M	G	4	0	6
---	---	---	---	---	---	---	---	---	---

MATDIP301

Third Semester B.E. Degree Examination, Dec.2013/Jan.2014

**Advanced Mathematics – I**

Time: 3 hrs.

Max. Marks: 100

**Note: Answer any FIVE full questions.**

- 1 a. Express the complex number  $\frac{(1+i)(1+3i)}{1+5i}$  in the form  $x + iy$ . (06 Marks)
- b. Find the modulus and amplitude of  $\frac{(3-\sqrt{2}i)^2}{1+2i}$ . (07 Marks)
- c. Expand  $\cos^8 \theta$  in a series of cosines multiples of  $\theta$ . (07 Marks)
- 2 a. Find the  $n^{\text{th}}$  derivative of  $\sin(ax + b)$ . (06 Marks)
- b. If  $y = (\sin^{-1} x)^2$ , show that  $(1-x^2)y_{n+2} - (2n+1)xy_{n+1} - n^2y_n = 0$ . (07 Marks)
- c. Find the  $n^{\text{th}}$  derivative of  $\left[ \frac{1}{5(x-1)} + \frac{-3/2}{\left(\frac{-3}{2}-1\right)(2x+3)} \right]$ . (07 Marks)
- 3 a. Using Taylor's theorem, express the polynomial  $2x^3 + 7x^2 + x - 6$  in powers of  $(x-1)$ . (06 Marks)
- b. Using Maclaurin's series, expand  $\tan x$  upto the term containing  $x^5$ . (07 Marks)
- c. If  $Z = x^3 + y^3 - 3axy$  then prove that  $\frac{\partial^2 Z}{\partial y \partial x} = \frac{\partial^2 Z}{\partial x \partial y}$ . (07 Marks)
- 4 a. If  $u = x \log xy$  where  $x^3 + y^3 + 3xy = 1$ , find  $\frac{du}{dx}$ . (06 Marks)
- b. If  $z = f(x, y)$  and  $x = e^u + e^{-v}$  and  $y = e^{-u} - e^v$ , prove that  $\frac{\partial z}{\partial u} - \frac{\partial z}{\partial v} = x \cdot \frac{\partial z}{\partial x} - y \frac{\partial z}{\partial y}$ . (07 Marks)
- c. If  $u = x + 3y^2 - z^3$ ,  $v = 4x^2yz$ ,  $w = 2z^2 - xy$ , find the value of  $\frac{\partial(u, v, w)}{\partial(x, y, z)}$  at  $(1, -1, 0)$ . (07 Marks)
- 5 a. Obtain the reduction formula for  $\int \sin^n x \, dx$ . (06 Marks)
- b. Evaluate  $\int_0^a \frac{x^7 dx}{\sqrt{a^2 - x^2}}$ . (07 Marks)
- c. Evaluate  $\int_1^2 \int_3^4 (xy + e^y) dy dx$ . (07 Marks)
- 6 a. Evaluate  $\int_0^1 \int_0^1 \int_0^1 e^{x+y+z} dx dy dz$ . (06 Marks)
- b. Find the value of  $\left| \begin{pmatrix} 1 \\ 2 \end{pmatrix} \right|$ . (07 Marks)
- c. Prove that  $\beta(m, n) = \frac{|(m)|(n)}{|(m+n)|}$ . (07 Marks)

Important Note : 1. On completing your answers, compulsorily draw diagonal cross lines on the remaining blank pages.  
2. Any revealing of identification, appeal to evaluator and /or equations written eg,  $42+8=50$ , will be treated as malpractice.

7 a. Solve  $\frac{dy}{dx} = e^{3x-2y} + x^2 \cdot e^{-2y}$ . (06 Marks)

b. Solve  $\frac{dy}{dx} = \frac{x^2 - y^2}{xy}$  which is homogeneous in x and y. (07 Marks)

c. Solve  $\frac{dy}{dx} - \frac{y}{x+1} = e^{3x}(x+1)$ . (07 Marks)

8 a. Solve  $\frac{d^2y}{dx^2} + 5\frac{dy}{dx} + 6y = e^x$ . (06 Marks)

b. Solve  $\frac{d^2y}{dx^2} - 3\frac{dy}{dx} + 2y = \sin 2x$ . (07 Marks)

c. Solve  $(D^2 - 1)y = x \sin 3x + \cos x$ . (07 Marks)

\* \* \* \* \*

USN

1 K S 1 2 M E 0 9 9

10ME32A/AU32A/MT32/TL32

Third Semester B.E. Degree Examination, Dec.2013/Jan.2014

**Material Science and Metallurgy**

Time: 3 hrs.

Max. Marks:100

**Note: Answer FIVE full questions, selecting at least TWO questions from each part.****PART – A**

- 1
  - a. Sketch the unit cell of a HCP crystal structure. Calculate the number of atoms per unit cell. Derive an expression for the density of atomic packing factor. [Given  $c = 1.6339$ ]. (08 Marks)
  - b. Explain different types of mechanism of diffusion in solids. (08 Marks)
  - c. Aluminum has a FCC structure and an atomic radius of 0.143 nm. Calculate volume of its unit cell in cubic meters. (04 Marks)
- 2
  - a. Define engineering stress and strain, and true stress strain. Find out the relationship between true strain and engineering strain. (08 Marks)
  - b. A steel rod of 10 mm diameter and 1.5 m length is subjected to an axial tensile load of 1 kN. Determine: i) Stress, ii) Strain and iii) Elongation. Take modulus of elasticity of steel =  $205 \times 10^6$  kN/m<sup>2</sup>. (06 Marks)
  - c. Differentiate between slip and twinning deformation in materials. (06 Marks)
- 3
  - a. Define creep with a typical creep curves. Explain different stages of creep. (06 Marks)
  - b. Sketch the basic modes of fracture. List the difference between them. (06 Marks)
  - c. What is fatigue? Draw the SN curves for steel and aluminum alloys. (08 Marks)
- 4
  - a. Explain the homogeneous nucleation. Discuss the significance of critical radius of the nuclei. (08 Marks)
  - b. Define solid solution, and explain the different types of solid solution. (06 Marks)
  - c. State the Gibb's phase rule and explain with a simple example. (06 Marks)

**PART – B**

- 5
  - a. Draw the iron-carbon equilibrium diagram and label all the fields. Write the different invariance reactions. (10 Marks)
  - b. Explain the steps to construct TTT diagram. Draw a sketch of a TTT diagram label all the fields for an eutectoid steel. (10 Marks)
- 6
  - a. Define the process of heat treatment and classify the various heat treatment processes. (08 Marks)
  - b. Explain carburizing with a neat sketch. (06 Marks)
  - c. Define hardenability of a material and list the factors affecting hardenability. (06 Marks)
- 7
  - a. Briefly describe the composition, properties and application of medium and high carbon steel. (08 Marks)
  - b. Briefly describe the composition, properties and application of grey cast iron. (06 Marks)
  - c. Discuss AIST-SAE designation of steel with examples. (06 Marks)
- 8
  - a. What is a composite material? How it is classified? Explain briefly. (10 Marks)
  - b. With a neat sketch, explain the hand lay up laminating process. (10 Marks)

\*\*\*\*\*

Important Note : 1. On completing your answers, compulsorily draw diagonal cross lines on the remaining blank pages.  
2. Any revealing of identification, appeal to evaluator and /or equations written eg, 42+8 = 50, will be treated as malpractice.

--	--	--	--	--	--	--	--	--	--

**Third Semester B.E. Degree Examination, Dec.2013/Jan.2014**  
**Basic Thermodynamics**

Time: 3 hrs.

Max. Marks:100

**Note: Answer FIVE full questions, selecting  
at least TWO questions from each part.**

**PART – A**

- 1** a. Distinguish between:
- i) Microscopic and macroscopic point of view.
  - ii) Temperature and thermal equilibrium and
  - iii) Intensive and extensive properties. (06 Marks)
- b. Classify the following into open, closed and isolated system:
- i) Evaporator; ii) Thermoflask; iii) Passenger's train when stop at platform;
  - iv) Refrigerant in a refrigerator; v) Pressure cooker; vi) I.C. engine during compression/expansion stroke; vii) Boiler and viii) Throttle valve. (08 Marks)
- c. Define a Quasi-static process. A platinum wire is used as a resistance thermometer. The wire resistance was found to be 10ohm and 16ohm at ice point and steam point respectively, and 30ohm at sulphur boiling point of 444.6°C. Find the resistance of the wire at 750°C, if the resistance varies with temperature by the relation.  $R = R_0 (1 + \alpha t + \beta t^2)$ . (06 Marks)
- 2** a. Does heat transfer inevitably causes a temperature rise? What is the other cause for rise in temperature? (02 Marks)
- b. With a neat p-V diagram, derive an expression for workdone in each case of the following:
- i) Isochoric process.
  - ii) Isobaric process.
  - iii) Isothermal process and
  - iv) Polytropic process. (10 Marks)
- c. A piston device contains 0.05m<sup>3</sup> of a gas initially at 200kPa. At this state, a linear spring having a spring constant of 150 kN/m is touching the piston but exerting no force on it. Now heat is transferred to the gas, causing the piston to rise and to compress the spring until the volume inside the cylinder doubles. If the cross-sectional area of the piston is 0.25m<sup>2</sup>, determine: i) a final pressure inside the cylinder; ii) the total work done by the gas and iii) the fraction of work done against the spring to compress it. (08 Marks)
- 3** a. For a non-flow system, show that the heat transferred is equal to the change in enthalpy of a system. (04 Marks)
- b. A gas undergoes a thermodynamic cycle consisting of the following processes: i) Process 1-2: constant pressure  $P = 1.4$  bar,  $V_1 = 0.028\text{m}^3$ ,  $W_{12} = 10.5\text{kJ}$ ; ii) Process 2-3: compression with  $pV = \text{constant}$ ,  $U_3 = U_2$  and iii) Process 3-1: constant volume,  $U_1 - U_3 = -26.4$  kJ. There are no significance change in KE and PE. i) Calculate the net work for the cycle; ii) Calculate the heat transfer for the process 1 – 2; ii) Show that  $\sum_{\text{cycle}} Q = \sum_{\text{cycle}} W$ , and iv) Sketch the cycle on p-V diagram. (08 Marks)
- c. In a certain steady flow process, 12 kg of fluid per minute enters at a pressure of 1.4 bar, density 25 kg/m<sup>3</sup>, velocity 120 m/s and internal energy 920 kJ/kg. The fluid properties at exit are 5.6 bar, density 5 kg/m<sup>3</sup>, velocity 180 m/s, and internal energy 720 kJ/kg. During the process, the fluid rejects 60 kJ/s of heat and rises through 60m. Determine work done during the process in kW. (08 Marks)

Important Note : 1. On completing your answers, compulsorily draw diagonal cross lines on the remaining blank pages.  
2. Any revealing of identification, appeal to evaluator and /or equations written eg, 42+8 = 50, will be treated as malpractice.

- 4 a. State the limitations of first law of thermodynamics. Illustrate with examples. (04 Marks)  
 b. Prove that Kelvin-Planck and Clausius statements of second law of thermodynamics are equivalent. (06 Marks)  
 c. A heat pump working on the Carnot cycle takes in heat from a reservoir at 5°C and delivers heat to a reservoir at 60°C. The heat pump is driven by a reversible heat engine which takes in heat from a reservoir at 840°C and rejects heat to a reservoir at 60°C. The reversible heat engine also drives a machine that absorbs 30kW. If the heat pump extracts 17kJ/s from the 5°C reservoir, determine: i) the rate of heat supply from the 840°C source and ii) the rate of heat rejection to the 60°C sink. (10 Marks)

## PART – B

- 5 a. Prove that whenever a system executes a complete cyclic process, the quantity  $\oint \frac{dQ}{T} \leq 0$ . Hence prove that entropy is a property of the system. (08 Marks)  
 b. Explain principle of increase of entropy. (06 Marks)  
 c. In a shell and tube heat exchanger 45kg of water per minute is heated from 30°C to 85°C by hot gases which enter the heat exchanger at 225°C. If the flow rate of gases is 90 kg/min, find the net change of entropy of the universe. (06 Marks)
- 6 a. Draw the phase equilibrium diagram for a pure substance on T-S plot with relevant constant property lines. (05 Marks)  
 b. What is the main objective of quality measurement? With a neat sketch, explain throttling calorimeter. (07 Marks)  
 c. What do you understand by degree of superheat? Steam initially at 1.5MPa, 300°C expands reversibly and adiabatically in a steam turbine to 40°C. Determine the ideal work output of the turbine per kg of steam. (08 Marks)
- 7 a. Derive Clausius Clayperon's equation for evaporation of liquid and explain the significance. (06 Marks)  
 b. Distinguish between: i) Ideal gas and real gas and ii) Perfect gas and semiperfect gas. (04 Marks)  
 c. 0.5 kg of air is compressed reversibly and adiabatically from 80kPa, 60°C to 0.4MPa and is then expanded at constant pressure and to the original volume. Sketch these processes on the p-V and T-s planes. Compute the heat transfer and work transfer for the whole path. (10 Marks)
- 8 a. Explain the following:  
 i) Generalized compressibility chart.  
 ii) Law of corresponding states and  
 iii) Compressibility factor. (06 Marks)  
 b. Derive Vander Waal's constants in terms of critical properties. (08 Marks)  
 c. Determine the pressure exerted by CO<sub>2</sub> in a container of 1.5m<sup>3</sup> capacity when it contains 5kg at 27°C. i) Using ideal gas equation and ii) Using Vander Waal's equation. (06 Marks)

\* \* \* \* \*

**Third Semester B.E. Degree Examination, Dec.2013/Jan.2014**

**Mechanics of Materials**

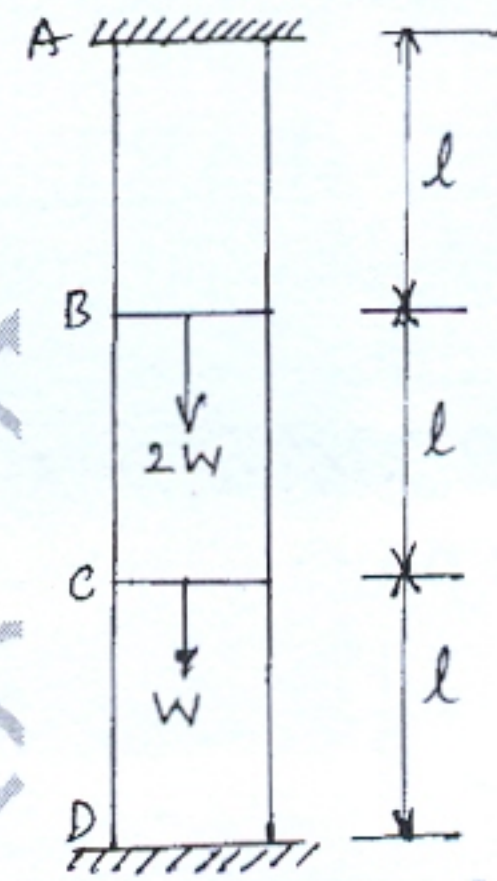
Time: 3 hrs.

Max. Marks:100

**Note: Answer FIVE full questions, selecting at least TWO questions from each part.**

**PART – A**

- 1 a. Define: i) True stress ii) Factor of safety  
 iii) Poisson's ratio iv) Principle of superposition (04 Marks)
- b. A bar of uniform thickness 't' tapers uniformly from a width of  $b_1$  at one end to  $b_2$  at other end, in a length of 'L'. Find the expression for the change in length of the bar when subjected to an axial force P. (08 Marks)
- c. A vertical circular steel bar of length  $3l$  fixed at both of its ends is loaded at intermediate sections by forces  $W$  and  $2W$  as shown in Fig.Q2(c). Determine the end reactions if  $W = 1.5$  kN. (08 Marks)



- 2 a. Define: i) Volumetric strain, ii) Bulk modulus. (02 Marks)
- b. A bar of rectangular cross section shown in Fig.Q2(b) is subjected to stresses  $\sigma_x$ ,  $\sigma_y$  and  $\sigma_z$  in x, y and z directions respectively. Show that if sum of these stresses is zero, there is no change in volume of the bar.

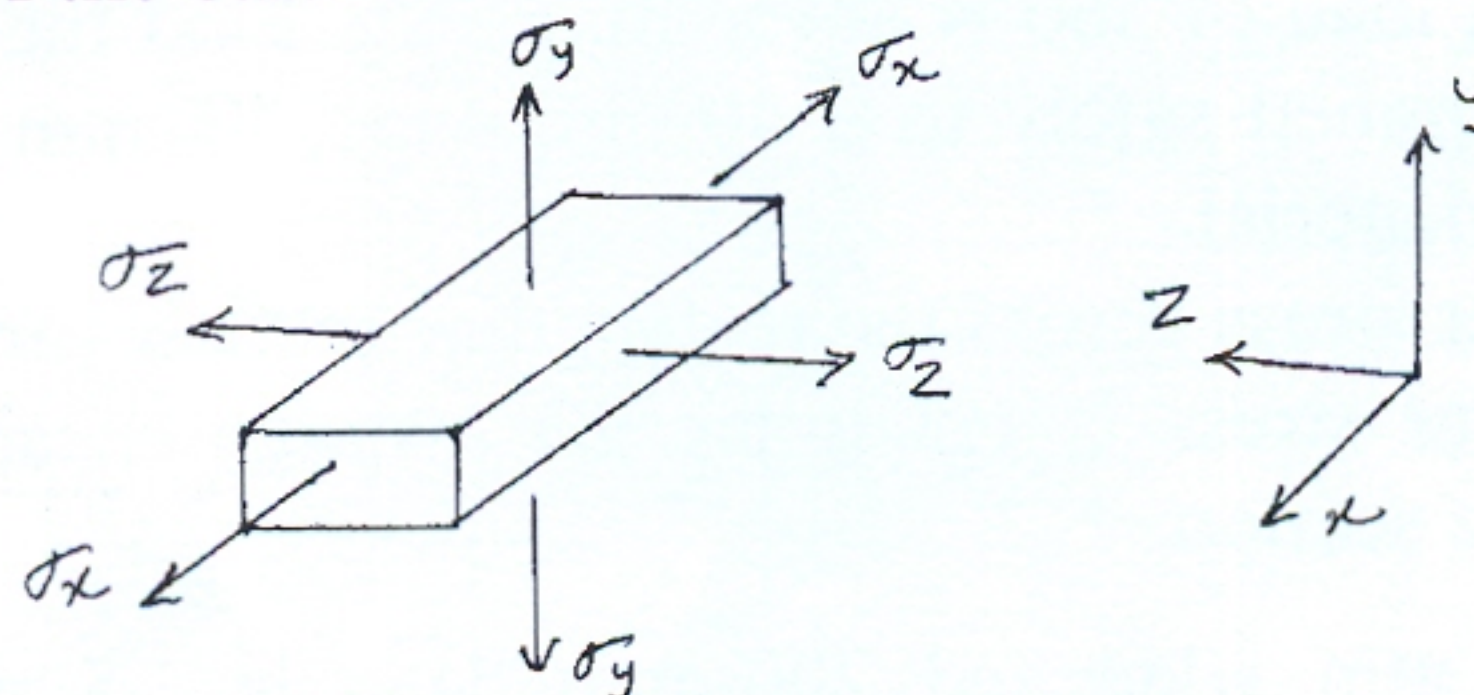


Fig.Q2(b)

- c. Rails are laid such that there is no stress in them at  $24^\circ\text{C}$ . If the rails are 32 m long, determine:  
 i) The stress in the rails at  $80^\circ\text{C}$ , when there is no allowance for expansion  
 ii) The stress in the rails at  $80^\circ\text{C}$ , when there is an expansion allowance of 8 mm per rail.  
 iii) The expansion allowance for no stress in the rails at  $80^\circ\text{C}$ .

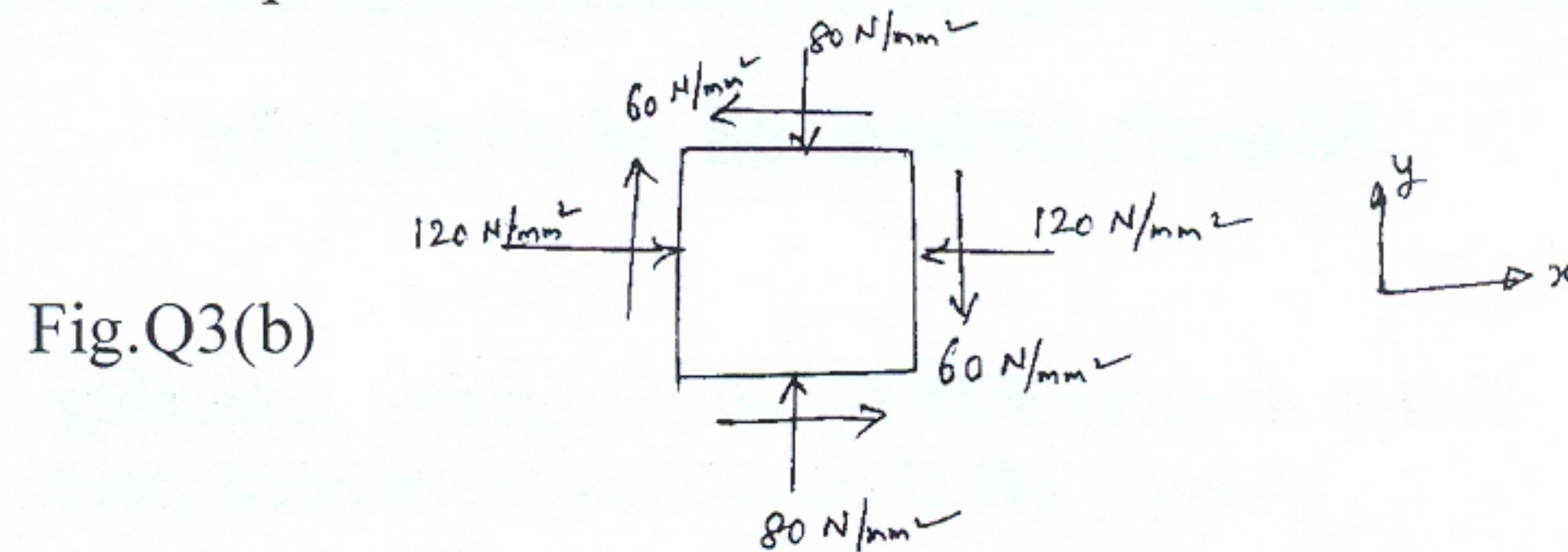
Coefficient of linear expansion  $\alpha = 11 \times 10^{-6}/^\circ\text{C}$  and Young's modulus  $E = 205$  GPa.

(09 Marks)

- 3 a. Derive the expressions for normal and tangential stress on a plane inclined at ' $\theta$ ' to the plane of stress in x-direction in a general two dimensional stress system and show that sum of normal stress in any two mutually perpendicular directions is constant. (12 Marks)



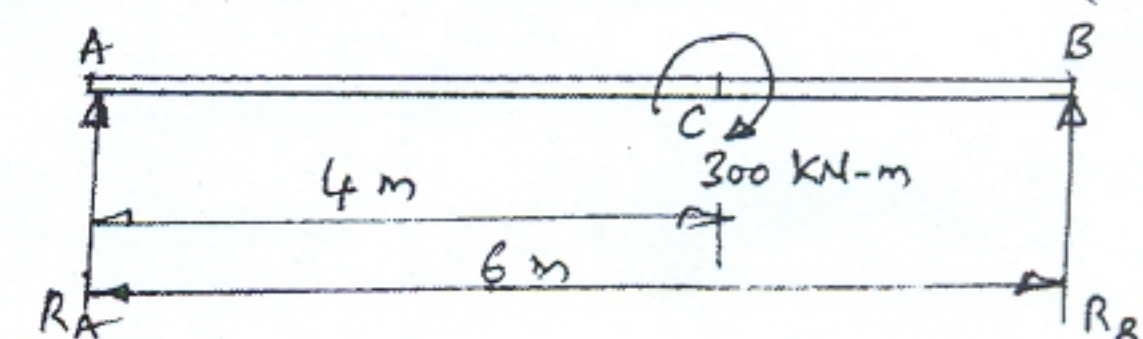
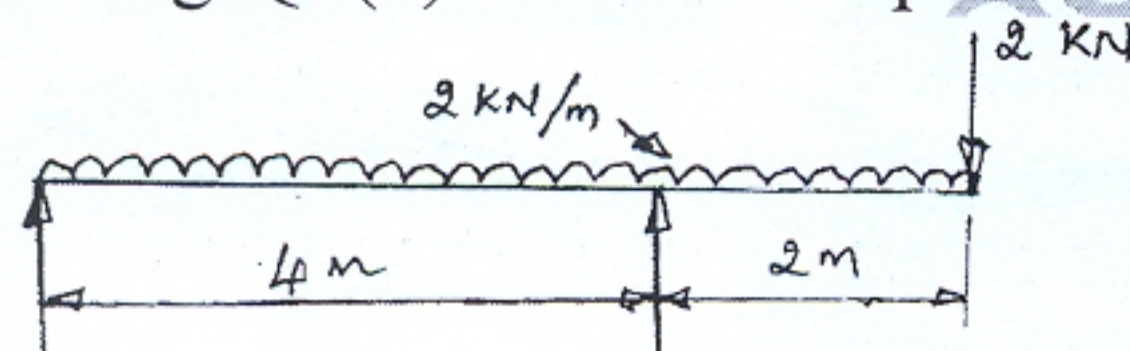
- 3 b. The state of stress in a two dimensionally stressed body is shown in Fig.Q3(b). Determine graphically (by drawing Mohr's circle), the principal stresses, principal planes, maximum shear stress and its planes. (08 Marks)



- 4 a. A beam of length  $l$  is simply supported at its ends. The beam carries a uniformly distributed load of  $w$  per unit run over the whole span. Find the strain energy stored by the beam. (06 Marks)
- b. A water main 80 cm diameter contains water at a pressure head of 100 m. If the weight density of water is  $9810 \text{ N/m}^3$ , find the thickness of the metal required for the water main. Given the permissible stress as  $20 \text{ N/mm}^2$ . (06 Marks)
- c. A pipe of 400 mm internal diameter and 100 mm thickness contains a fluid at a pressure of  $8 \text{ N/mm}^2$ . Find the maximum and minimum hoop stress across the section. Also, sketch the radial pressure distribution and hoop stress distribution across the section. (08 Marks)

### PART - B

- 5 a. Define a beam. Explain with simple sketches, different types of beams. (06 Marks)
- b. Draw the shear force and bending moment diagrams for the overhanging beam carrying uniformly distributed load of  $2 \text{ kN/m}$  over the entire length and a point load of  $2 \text{ kN}$  as shown in Fig.Q5(b). Locate the point of contra flexure. (14 Marks)



- 6 a. State the assumptions made in the theory of simple bending. (02 Marks)
- b. A simply supported cast iron square beam of 800 mm length and  $15 \text{ mm} \times 15 \text{ mm}$  in section fails on applying a load of 360 N at the mid span. Find the maximum uniformly distributed load that can be applied safely to a 40 mm wide, 75 mm deep and 1.6 m long cantilever made of the same material. (08 Marks)
- c. Show that the shear stress across the rectangular section varies parabolically. Also show that the maximum shear stress is 1.5 times the average shear stress. Sketch the shear stress variation across the section. (10 Marks)
- 7 a. A cantilever 120 mm wide and 200 mm deep is 2.5 m long. What is the uniformly distribution load which the beam can carry in order to a deflection of 5 mm at the free end? Take  $E = 200 \text{ GN/m}^2$ . (04 Marks)
- b. A horizontal beam AB is simply supported at A and B, 6 m apart. The beam is subjected to a clockwise couple of 300 kN-m at a distance of 4 m from the left end as shown in Fig.Q7(b). If  $E = 2 \times 10^5 \text{ N/mm}^2$  and  $I = 2 \times 10^8 \text{ mm}^4$ , determine: i) The deflection at the point where the couple is acting; ii) The maximum deflection. (16 Marks)
- 8 a. Derive torsion equation with usual notations. State the assumptions in the theory of pure torsion. (10 Marks)
- b. Derive an expression for Euler's buckling load in a column when both ends are fixed. (10 Marks)

\* \* \* \* \*

USN

1	K	S	1	2	M	E	0	6	4
---	---	---	---	---	---	---	---	---	---

10ME/AU35

**Third Semester B.E. Degree Examination, Dec.2013/Jan.2014**  
**Manufacturing Process – I**

Time: 3 hrs.

Max. Marks:100

**Note: Answer FIVE full questions, selecting  
at least TWO questions from each part.**

**PART – A**

- 1 a. List and briefly explain the different steps involved in a casting process. (08 Marks)
- b. Discuss in detail the different materials used in making a pattern. (06 Marks)
- c. Briefly discuss the importance of binders and additives used in sand moulding. (06 Marks)
- 2 a. List the types of moulding sand. Discuss the desirable properties of moulding sand. (08 Marks)
- b. With neat sketch, explain jolt type moulding machine. (07 Marks)
- c. List casting defects. Discuss any two. (05 Marks)
- 3 a. With neat sketches, describe the shell moulding process. List advantages of the process. (10 Marks)
- b. What is die-casting? With a neat and labeled sketch, explain cold chamber diecasting process. (10 Marks)
- 4 a. With neat sketch, show the construction details of a Cupola furnace. Also indicate different zones and write the reactions taking place in each of the zones. (10 Marks)
- b. With neat sketch, explain the working of a direct arc electric furnace. (10 Marks)

**PART – B**

- 5 a. Explain the following, with neat sketches:
  - i) Submerged arc welding.
  - ii) Oxy-acetylene welding.
 and their field of applications. (12 Marks)
- b. With neat sketch, explain forward and backward welding methods. (08 Marks)
- 6 a. With neat sketches, explain the following:
  - i) Seam welding
  - ii) Projection welding.
 (12 Marks)
- b. With a sketch, explain the electron beam welding process and mention its applications. (08 Marks)
- 7 a. With neat sketch, explain heat affected zone (HAZ) and its various regions. (10 Marks)
- b. Explain the different welding defects, their causes and remedies. (10 Marks)
- 8 a. What is non-destructive testing? Explain with neat sketch ultrasonic inspection and its application areas. (10 Marks)
- b. With neat sketch, explain fluroscent particle inspection process and its application areas. (10 Marks)

\* \* \* \* \*

Important Note : 1. On completing your answers, compulsorily draw diagonal cross lines on the remaining blank pages.  
 2. Any revealing of identification, appeal to evaluator and /or equations written eg, 42+8 = 50, will be treated as malpractice.